



FOREST RESOURCE REPORT 2007

ALABAMA FORESTRY COMMISSION

**513 Madison Avenue
Montgomery, Al 36130
(334) 240-9300**

www.forestry.alabama.gov

The Alabama Forestry Commission is an equal opportunity employer and provider. In accordance with federal law and Alabama Forestry Commission policy, this agency does not discriminate on the basis of race, color, national origin, sex, age, or disability.

FOREST RESOURCE REPORT 2007

By
Alabama Forestry Commission

This report contains several economic status indicators of the forest industry and natural resources in Alabama for 2007. Included in this report are the following indicators:

- 2007 Timber Harvests Volume
- 2007 Timber Price Trends
- 2006 Timber and other Agricultural Commodities Rankings (*latest statistics available*)
- 2002 Labor, Payroll, and Number of Forestry-related Establishments (*latest statistics available*)
- 2007 Forest Products Investments in New & Expanding Businesses
- 2006 Commercial Forestland Acres and Ownership (*latest FIA statistics available*)
- 2006 Forest Timber Inventory Statistics (*latest FIA statistics available*)

2007 Timber Harvests Volume

- In 2007, 1.73 billion board feet of pine sawtimber and 359 million board feet of hardwood sawtimber were harvested. Sawtimber harvests accounted for approximately 33% of the total harvests in 2007.
- Approximately 6.2 million cords of pine pulpwood were harvested in 2007 while 3.6 million cords of hardwood pulpwood was harvested. Pulpwood accounted for 66% of the total volume harvested.
- Harvest volumes increased 8% over the previous five year period's average volume.

Table 1. Production of Forest Products by Product and County for Calendar Year 2007.

COUNTY	PINE SAWTIMBER <i>(mbf Scribner)</i>	HARDWOOD a/ SAWTIMBER <i>(mbf Doyle)</i>	PINE PULPWOOD <i>(cords)</i>	HARDWOOD PULPWOOD <i>(cords)</i>	POLES AND PILES <i>(mbf Doyle)</i>
Autauga	12,872	2,505	66,001	44,655	42
Baldwin	35,909	583	187,702	34,223	2,628
Barbour	18,841	2,325	259,543	83,700	248
Bibb	35,864	4,680	116,106	72,586	7,099
Blount	4,359	767	45,718	26,921	0
Bullock	10,472	629	145,489	32,465	71
Butler	39,039	1,057	199,715	38,944	680
Calhoun	7,379	542	20,088	18,556	0
Chambers	19,322	2,784	110,436	39,474	197
Cherokee	10,594	577	61,637	40,459	0
Chilton	20,658	1,703	81,981	34,775	6
Choctaw	65,647	11,931	175,733	109,528	3,233
Clarke	110,470	24,972	241,112	166,983	5,926
Clay	23,726	10,044	94,862	49,323	0
Cleburne	13,779	1,285	34,081	27,268	125
Coffee	18,240	246	82,813	37,947	262
Colbert	2,078	2,991	19,444	24,173	0
Conecuh	51,204	1,208	243,029	87,444	1,878
Coosa	22,972	2,062	142,928	39,285	121
Covington	73,203	453	167,183	34,207	2,751
Crenshaw	37,028	7,253	161,447	53,666	569
Cullman	5,592	1,137	44,764	36,719	0
Dale	6,130	289	43,214	39,063	5
Dallas	25,449	4,620	103,030	119,976	211
De Kalb	4,202	5,047	34,510	34,534	0
Elmore	13,102	1,262	52,703	32,174	84
Escambia	28,623	123	113,882	41,988	3,429
Etowah	10,345	1,091	23,973	36,849	28
Fayette	22,882	11,601	73,414	67,487	3

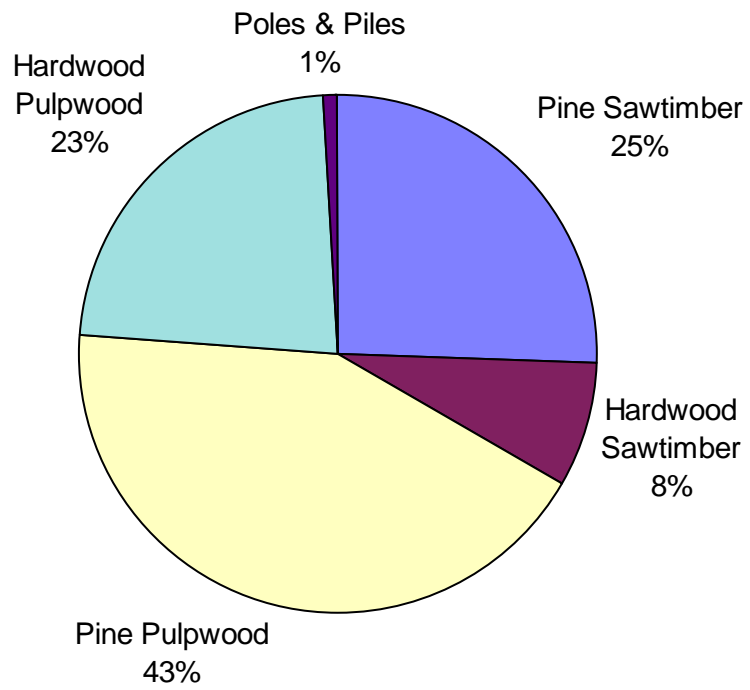
Franklin	3,743	2,047	77,242	42,652	0
Geneva	2,815	98	31,683	9,119	49
Greene	18,756	37,627	56,684	68,732	239
Hale	182,775	6,249	71,348	63,950	72
Henry	8,373	1,022	116,358	57,111	172
Houston	2,294	206	26,225	8,536	60
Jackson	2,172	9,614	8,838	110,522	0
Jefferson	14,677	2,832	45,557	47,008	0
Lamar	24,530	4,229	48,443	44,325	212
Lauderdale	864	2,102	14,819	33,302	0
Lawrence	2,431	1,047	24,423	28,929	0
Lee	12,371	1,415	86,542	22,580	17
Limestone	696	225	3,310	8,538	0
Lowndes	16,164	3,764	84,043	38,255	55
Macon	15,888	2,226	129,740	46,233	6
Madison	7,500	2,854	11,786	18,770	0
Marengo	64,207	28,682	112,015	102,132	2,205
Marion	11,166	4,842	101,111	46,527	0
Marshall	2,610	1,476	12,912	19,265	0
Mobile	41,828	262	118,782	69,802	1,974
Monroe	107,842	4,165	147,521	108,040	875
Montgomery	19,914	2,682	149,194	48,569	121
Morgan	1,458	1,107	8,360	23,706	0
Perry	26,508	4,586	70,838	57,993	64
Pickens	29,562	25,636	66,853	171,947	161
Pike	13,972	3,917	103,344	35,744	161
Randolph	12,505	957	52,986	42,969	61
Russell	13,465	257	130,554	22,276	45
Shelby	23,037	2,154	85,706	53,609	0
St Clair	13,241	1,334	66,510	20,471	0
Sumter	31,927	62,094	148,529	96,890	1,741
Talladega	16,004	1,533	90,424	21,550	0
Tallapoosa	39,006	3,152	148,061	69,856	41
Tuscaloosa	35,535	5,553	119,913	120,526	43
Walker	13,216	1,356	81,818	53,175	0
Washington	52,754	5,577	183,455	108,767	2,587
Wilcox	86,908	7,220	154,826	87,166	1,787
Winston	9,922	6,704	74,101	23,571	0
SUBTOTAL BY PRODUCT:	1,732,620	358,569	6,211,392	3,558,485	42,344
Cubic Foot Conversion (mmcf)	315.02	99.60	527.97	284.68	11.76
TOTAL HARVEST:	1,239.03	Million Cubic Feet			

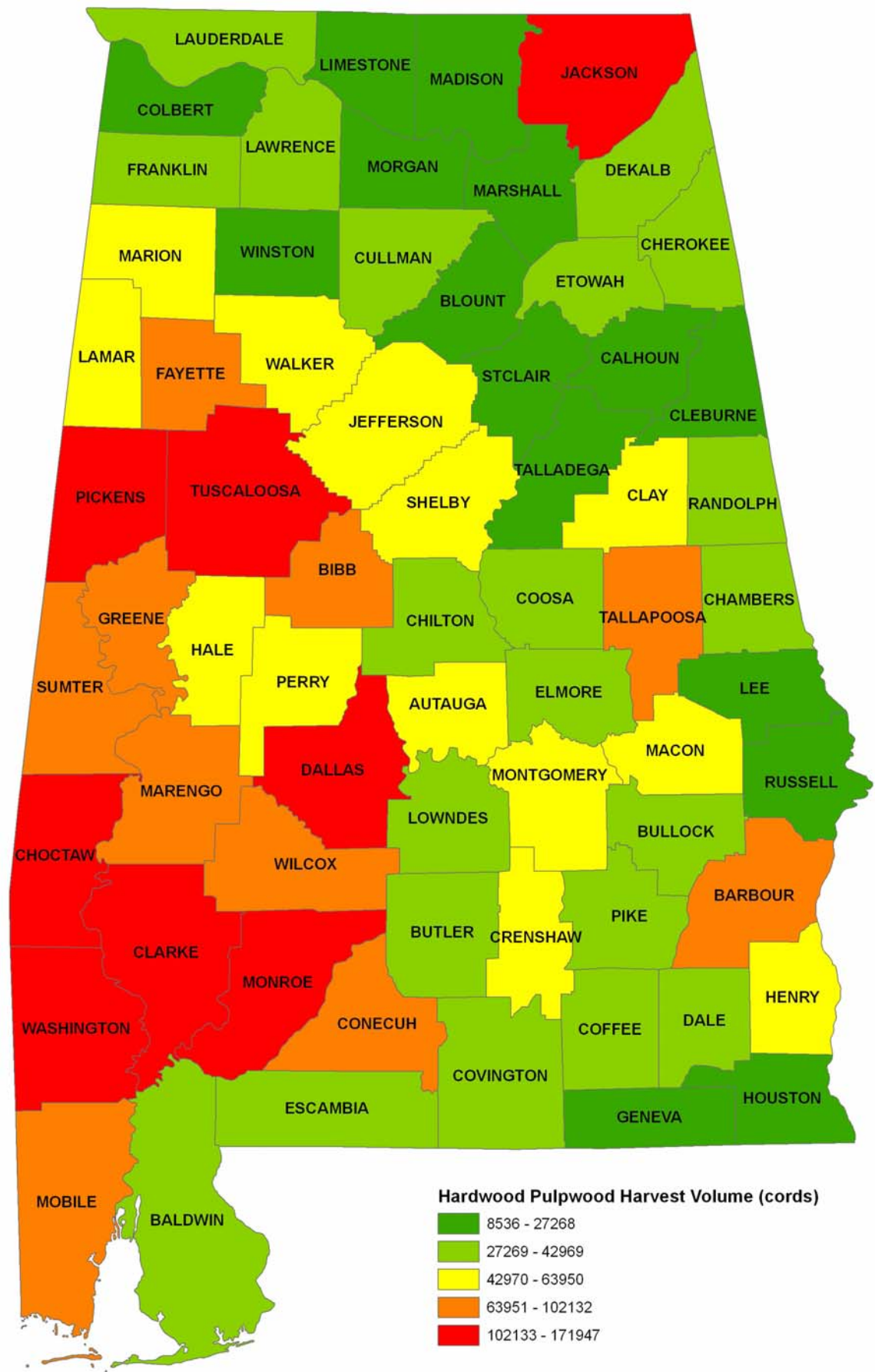
a/ Includes--Sawtimber, Cross and Switch and Mine Ties, Mine Proprs.

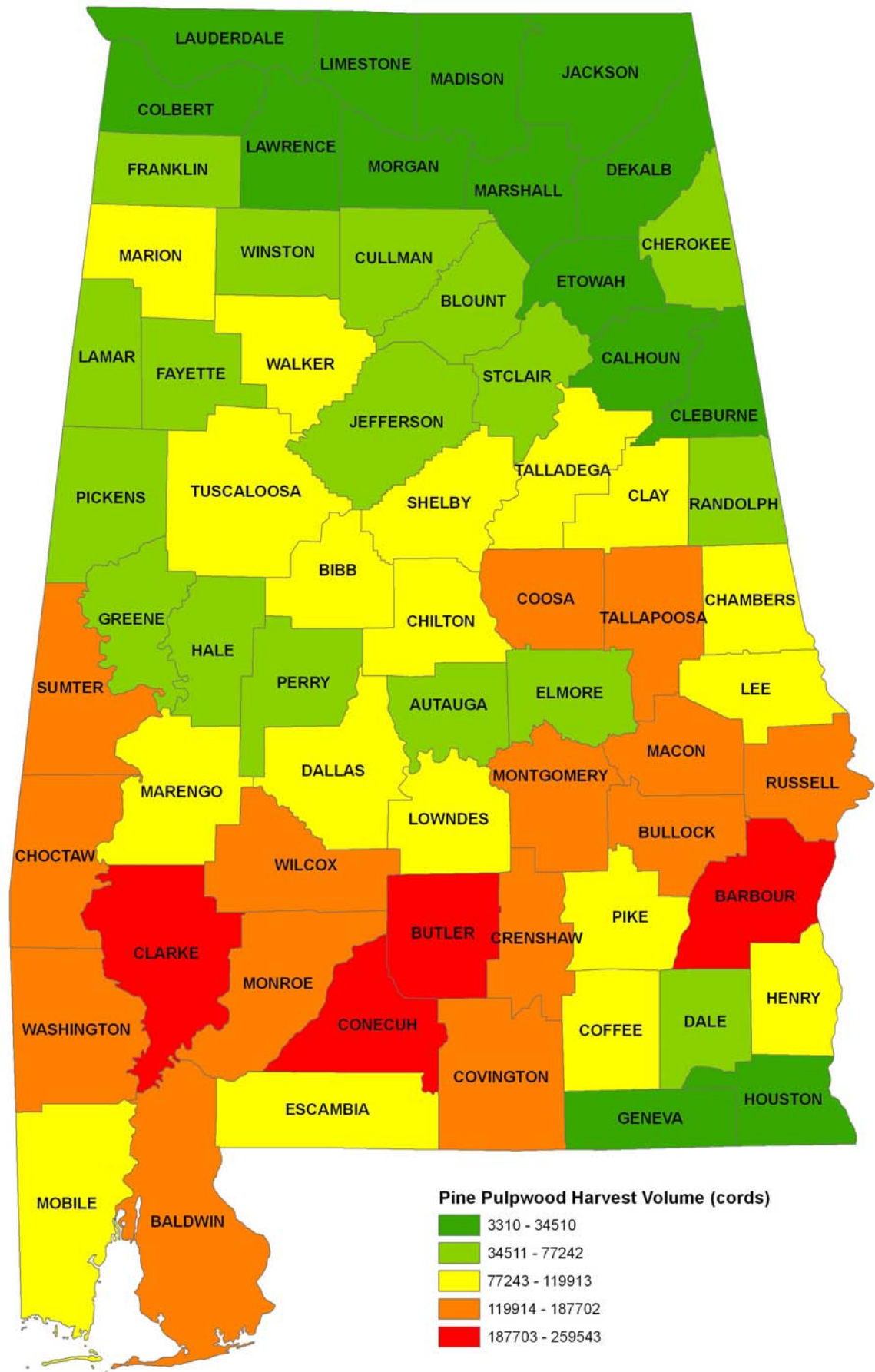
MBF= Thousand Board Feet

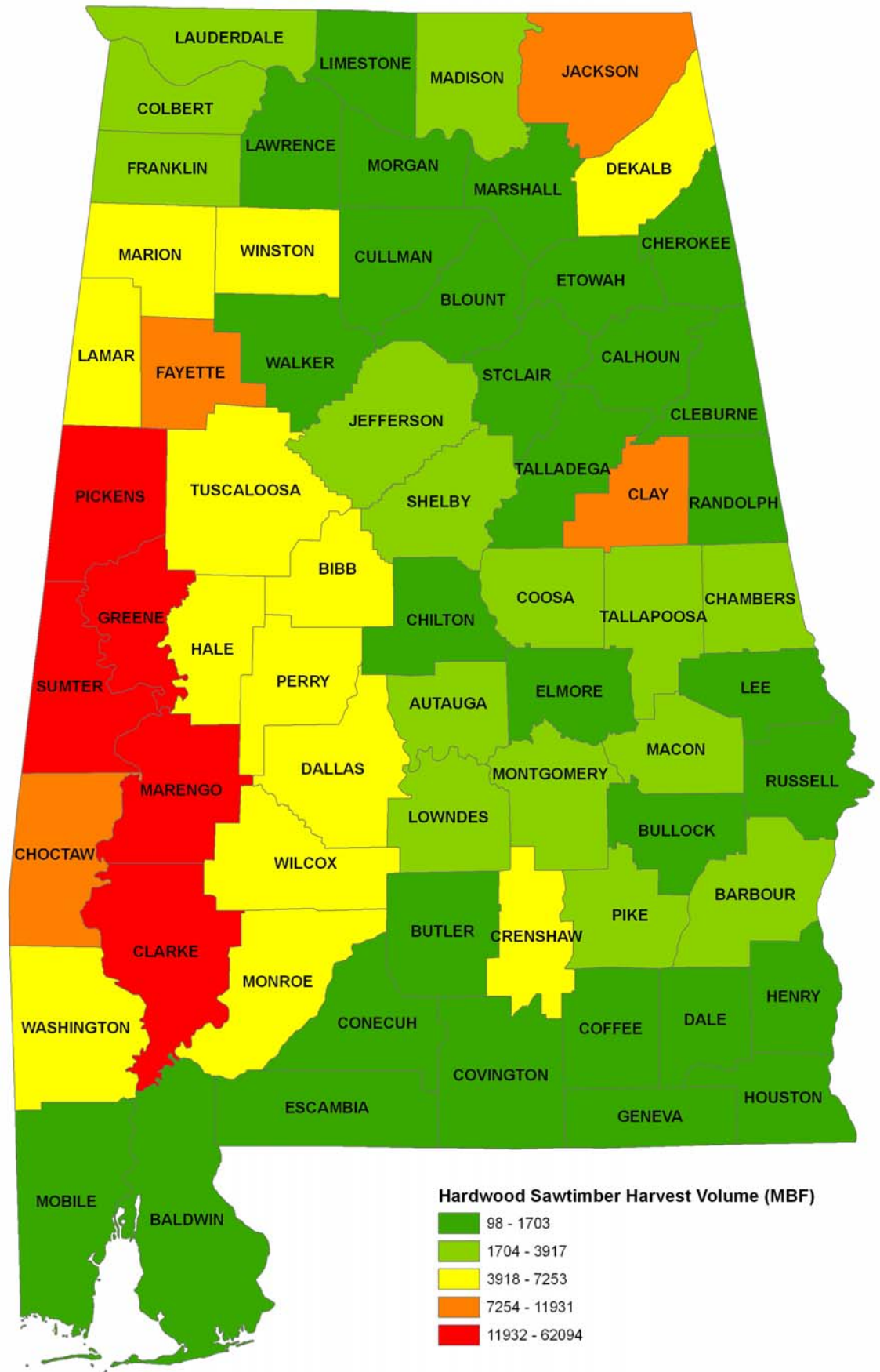
SOURCE: Department of Revenue and Finance Department, Severance Tax Receipts

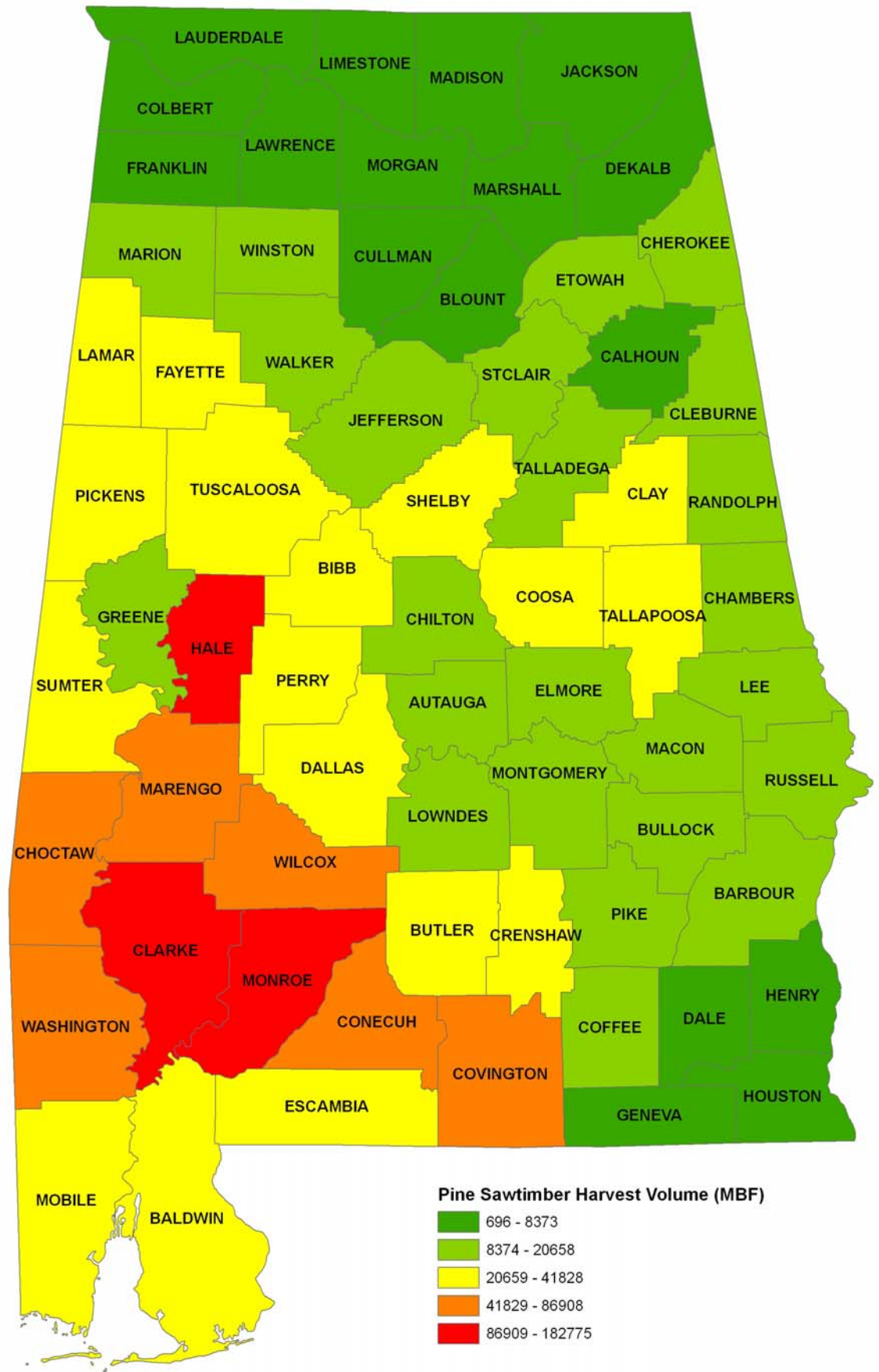
Volume of Forest Products Harvested











2007 Timber Price Trends

- Alabama’s average stumpage prices for 2007 increased in the “oak sawtimber” and “pine pulpwood” product categories while stumpage prices decreased in all other product categories according to Timber Mart South reports.

- The total estimated value of stumpage harvested in 2007 was approximately \$791 million.

Table 4. Stumpage Revenue from Sale of Forest Products by Product and County for Calendar Year 2007.

COUNTY	PINE SAWTIMBER	HARDWOOD a/ SAWTIMBER	PINE PULPWOOD	HARDWOOD PULPWOOD	POLES AND PILES	TOTAL
<i>(thousand dollars)</i>						
Autauga	\$3,849	\$509	\$1,320	\$848	\$19	\$6,545
Baldwin	\$10,737	\$118	\$3,754	\$650	\$1,196	\$16,455
Barbour	\$5,634	\$472	\$5,191	\$1,590	\$113	\$13,000
Bibb	\$10,723	\$950	\$2,322	\$1,379	\$3,230	\$18,605
Blount	\$1,233	\$153	\$823	\$485	\$0	\$2,694
Bullock	\$3,131	\$128	\$2,910	\$617	\$32	\$6,818
Butler	\$11,673	\$215	\$3,994	\$740	\$309	\$16,931
Calhoun	\$2,088	\$108	\$362	\$334	\$0	\$2,892
Chambers	\$5,777	\$565	\$2,209	\$750	\$90	\$9,391
Cherokee	\$2,998	\$115	\$1,109	\$728	\$0	\$4,951
Chilton	\$6,177	\$346	\$1,640	\$661	\$3	\$8,826
Choctaw	\$19,629	\$2,422	\$3,515	\$2,081	\$1,471	\$29,117
Clarke	\$33,031	\$5,069	\$4,822	\$3,173	\$2,696	\$48,791
Clay	\$7,094	\$2,039	\$1,897	\$937	\$0	\$11,967
Cleburne	\$3,900	\$256	\$613	\$491	\$57	\$5,317
Coffee	\$5,454	\$50	\$1,656	\$721	\$119	\$8,000
Colbert	\$588	\$595	\$350	\$435	\$0	\$1,968
Conecuh	\$15,310	\$245	\$4,861	\$1,661	\$854	\$22,932
Coosa	\$6,869	\$419	\$2,859	\$746	\$55	\$10,947
Covington	\$20,717	\$90	\$3,009	\$616	\$1,263	\$25,694
Crenshaw	\$11,071	\$1,472	\$3,229	\$1,020	\$259	\$17,051
Cullman	\$1,583	\$226	\$806	\$661	\$0	\$3,276
Dale	\$1,833	\$59	\$864	\$742	\$2	\$3,500
Dallas	\$7,609	\$938	\$2,061	\$2,280	\$96	\$12,983
De Kalb	\$1,189	\$1,004	\$621	\$622	\$0	\$3,436
Elmore	\$3,918	\$256	\$1,054	\$611	\$38	\$5,877
Escambia	\$8,558	\$25	\$2,278	\$798	\$1,560	\$13,219
Etowah	\$2,928	\$217	\$432	\$663	\$13	\$4,252
Fayette	\$6,476	\$2,309	\$1,321	\$1,215	\$1	\$11,322
Franklin	\$1,059	\$407	\$1,390	\$768	\$0	\$3,625
Geneva	\$842	\$20	\$634	\$173	\$22	\$1,691
Greene	\$5,608	\$7,638	\$1,134	\$1,306	\$109	\$15,795
Hale	\$54,650	\$1,269	\$1,427	\$1,215	\$33	\$58,593
Henry	\$2,504	\$207	\$2,327	\$1,085	\$78	\$6,202
Houston	\$686	\$42	\$525	\$162	\$27	\$1,442

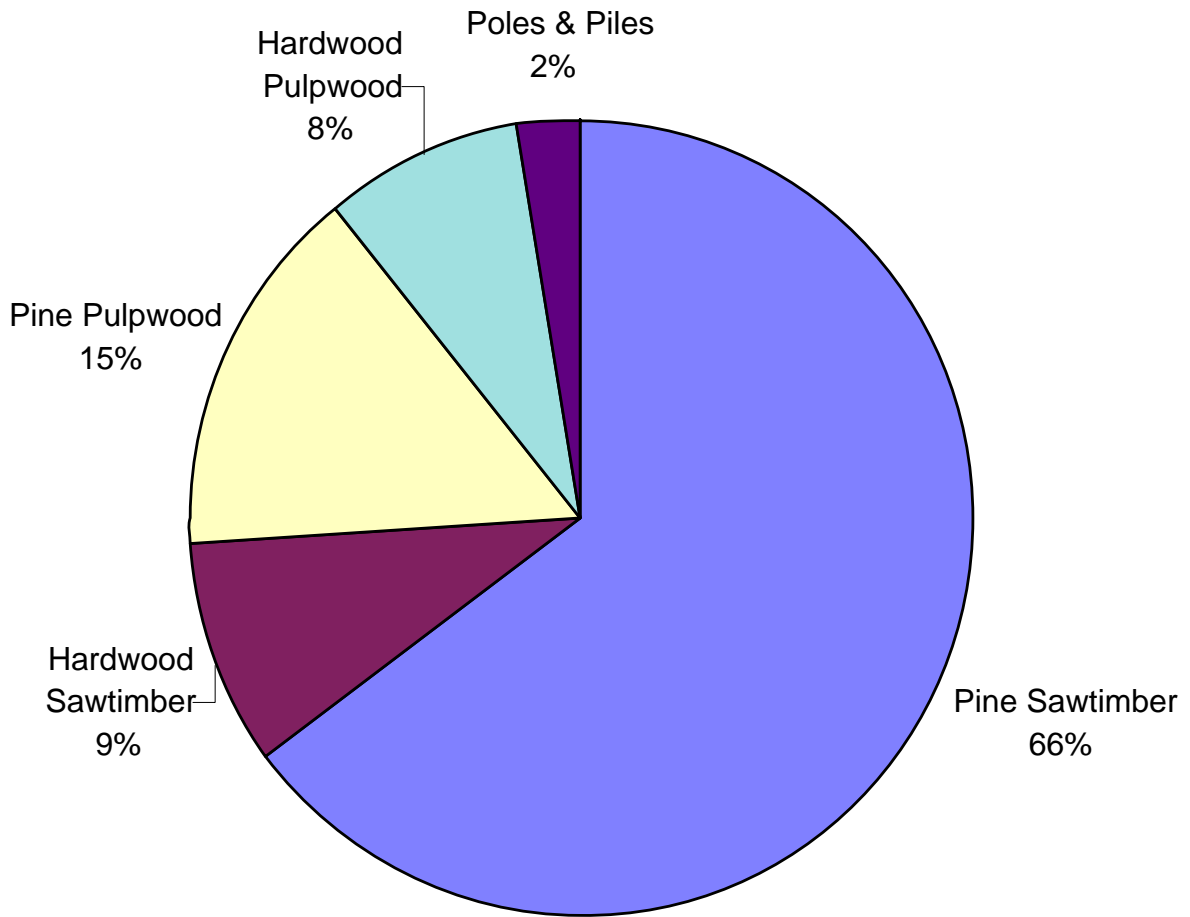
Jackson	\$615	\$1,913	\$159	\$1,989	\$0	\$4,676
Jefferson	\$4,154	\$564	\$820	\$846	\$0	\$6,384
Lamar	\$6,942	\$841	\$872	\$798	\$97	\$9,551
Lauderdale	\$244	\$418	\$267	\$599	\$0	\$1,529
Lawrence	\$688	\$208	\$440	\$521	\$0	\$1,857
Lee	\$3,699	\$287	\$1,731	\$429	\$8	\$6,154
Limestone	\$197	\$45	\$60	\$154	\$0	\$455
Lowndes	\$4,833	\$764	\$1,681	\$727	\$25	\$8,030
Macon	\$4,751	\$452	\$2,595	\$878	\$3	\$8,678
Madison	\$2,123	\$568	\$212	\$338	\$0	\$3,241
Marengo	\$19,198	\$5,822	\$2,240	\$1,941	\$1,003	\$30,204
Marion	\$3,160	\$964	\$1,820	\$837	\$0	\$6,781
Marshall	\$739	\$294	\$232	\$347	\$0	\$1,612
Mobile	\$12,506	\$53	\$2,376	\$1,326	\$898	\$17,160
Monroe	\$32,245	\$845	\$2,950	\$2,053	\$398	\$38,491
Montgomery	\$5,954	\$544	\$2,984	\$923	\$55	\$10,460
Morgan	\$413	\$220	\$150	\$427	\$0	\$1,210
Perry	\$7,926	\$931	\$1,417	\$1,102	\$29	\$11,405
Pickens	\$8,366	\$5,102	\$1,203	\$3,095	\$74	\$17,840
Pike	\$4,178	\$795	\$2,067	\$679	\$73	\$7,792
Randolph	\$3,739	\$194	\$1,060	\$816	\$28	\$5,837
Russell	\$4,026	\$52	\$2,611	\$423	\$20	\$7,133
Shelby	\$6,519	\$429	\$1,543	\$965	\$0	\$9,456
St Clair	\$3,747	\$265	\$1,197	\$368	\$0	\$5,578
Sumter	\$9,546	\$12,605	\$2,971	\$1,841	\$792	\$27,755
Talladega	\$4,785	\$311	\$1,808	\$409	\$0	\$7,314
Tallapoosa	\$11,039	\$627	\$2,665	\$1,257	\$19	\$15,607
Tuscaloosa	\$10,056	\$1,105	\$2,158	\$2,169	\$20	\$15,509
Walker	\$3,740	\$270	\$1,473	\$957	\$0	\$6,440
Washington	\$15,773	\$1,132	\$3,669	\$2,067	\$1,177	\$23,818
Wilcox	\$25,986	\$1,466	\$3,097	\$1,656	\$813	\$33,017
Winston	\$2,808	\$1,334	\$1,334	\$424	\$0	\$5,900

Total	\$511,817	\$72,375	\$121,179	\$66,327	\$19,280	\$790,977
--------------	------------------	-----------------	------------------	-----------------	-----------------	------------------

a/ Includes--Sawtimber, Cross and Switch and Mine ties, Mine props.

MBF=Thousand Board Feet

Forest Products Percentage of Total Stumpage Value

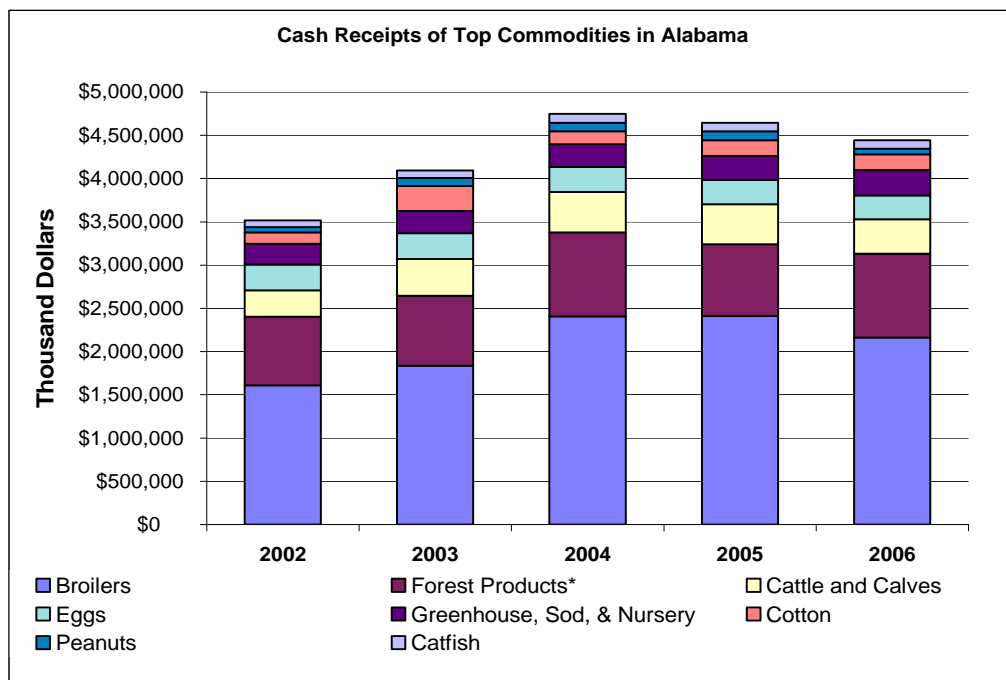


2006 Timber and other Agricultural Commodities Rankings

- Timber ranks second in production of all agricultural commodities and accounts for 21.8% of all commodities, with broilers leading the state in agriculture cash receipts. Timber has consistently ranked second in cash receipts for agricultural commodities.

Table 5. Cash Receipts of Top Agricultural Commodities for Alabama.

Commodity	2002	2003	2004	2005	2006	2006 % of Total	2006 Ranking
Broilers	\$ 1,608,500	\$ 1,837,700	\$ 2,407,000	\$ 2,409,600	\$ 2,161,600	48.6%	1
Forest Products*	\$ 795,174	\$ 808,548	\$ 969,500	\$ 830,785	\$ 970,000	21.8%	2
Cattle and Calves	\$ 304,700	\$ 425,900	\$ 469,300	\$ 462,900	\$ 399,500	9.0%	3
Eggs	\$ 296,500	\$ 295,100	\$ 288,000	\$ 281,600	\$ 274,500	6.2%	5
Greenhouse, Sod, & Nursery	\$ 243,200	\$ 257,500	\$ 264,400	\$ 276,100	\$ 290,600	6.5%	4
Cotton	\$ 128,700	\$ 290,500	\$ 149,100	\$ 183,200	\$ 183,500	4.1%	6
Peanuts	\$ 63,700	\$ 93,100	\$ 99,200	\$ 103,600	\$ 67,200	1.5%	8
Catfish	\$ 76,000	\$ 85,200	\$ 101,200	\$ 97,600	\$ 99,000	2.2%	7
Total Value All Commodities	\$ 3,516,474	\$ 4,093,548	\$ 4,747,700	\$ 4,645,385	\$ 4,445,900	100.0%	



2002 Labor, Payroll, and Number of Forestry-related Establishments

- In 2002, (*latest statistics available*) forestry manufacturing amounted to approximately 18.5% of the total manufactures in Alabama, and directly employed 47,692 people (not counting private consultants and government employees) with a payroll of over \$1.6 billion at 948 establishments. An additional 6,000 people are employed in the forestry and logging sector.

		2002				
NAICS	Industry	Establish-ments	Number of Employees	Annual Payroll (\$1,000)	Value Added (\$1,000)	Value of Shipments (\$1,000)
113	Forestry & Logging	820	5,919	\$ 151,475	n/a	n/a
321	Lumber & Wood Products	449	20,741	\$ 581,311	\$ 1,182,318	\$ 3,616,791
321113	Sawmills	118	4,980	\$ 159,075	\$ 290,227	\$ 1,056,483
321114	Wood preservation	20	729	\$ 24,914	\$ 46,784	\$ 312,934
3212	Veneer, plywood & engineered wood product mfg	60	4,160	\$ 129,417	\$ 276,765	\$ 814,582
3219	Other wood product mfg	251	10,872	\$ 267,905	\$ 568,542	\$ 1,432,792
322	Pulp & Paper Products	83	13,577	\$ 741,414	\$ 3,043,067	\$ 5,780,741
3221	Pulp, paper & paperboard mills	18	9,907	\$ 614,251	\$ 2,695,627	\$ 4,866,765
3222	Converted paper product mfg	65	3,670	\$ 127,163	\$ 347,440	\$ 913,976
337	Furniture & Related Products	416	13,374	\$ 344,118	\$ 1,003,808	\$ 1,746,486
Forestry Manufacturing Total*		948	47,692	\$ 1,666,843	\$ 5,229,193	\$ 11,144,018
<i>Forestry % of Total State Manufacturing*</i>		18.5%	16.8%	17.1%	18.3%	16.7%
State Manufacturing Total*		5,119	284,127	\$ 9,744,347	\$ 28,641,670	\$ 66,686,220
Source:		<i>U.S. Census Bureau, 2002 Economic Census of Manufacturers (Does not include the Logging Sector). Forestry & Logging is based on Census Bureau's County Business Patterns, 2002. (Latest Statistics Available)</i>				

2007 Forest Products Investments in New & Expanding Businesses

- During 2007, there were 31 announcements of new and expanding business, creating 545 new jobs, and investing \$220 million.

ALABAMA'S NEW & EXPANDING WOOD-RELATED INDUSTRIES - 2007 Source: Alabama Development Office

NEW/EX P	COMPANY	CITY	COUNTY	JOB S	INVESTMENT	NAICS	PRODUCT
N	Advanced Platinum Technologies	Slocomb	Geneva	50	\$500,000.00	321992	Building Products Manufacturing
N	Bluwood Technology	Loxley	Baldwin	8	\$750,000.00	321114	Special Chemical Treatment of Lumber
N	DestinEnergy	McIntosh	Washington	8	\$3,000,000.00	221330	Wood Chips Alternative Energy
N	Industrial Pallet Supply Inc	Roanoke	Randolph	20	\$6,318,000.00	321920	Wood & Steel Fabrication
N	Southeastern Builders and Developers	Tillmans Corner	Mobile	150	\$6,000,000.00	321991	Modular Homes
E	Altex Packaging Inc	Anniston	Calhoun	30	\$500,000.00	322211	Corrugated & Solid Fiber Boxes
E	Bentco Pallet & Crate LLC	Lincoln	Calhoun	5	\$1,200,000.00	321920	Pallets
E	Blue Ox Forestry Inc	Selma	Dallas	2	\$50,000.00	113310	Timber
E	Boise Paper Company	Jackson	Clarke	8	\$0.00	321113	Softwood Sawmill
E	Boise Paper Company	Jackson	Clarke	8	\$3,200,000.00	322121	Paper
E	Brown Wood Preserving Company	Kennedy	Lamar	5	\$2,000,000.00	321114	Wooden Utility Poles
E	Cascades-Sonoco Inc	Birmingham	Jefferson	19	\$6,800,000.00	322211	Roll Packaging Products
E	Chapman Forest Products	Chapman	Butler	25	\$7,500,000.00	321212	Plywood
E	Chattahoochee Veneer LLC	Eufaula	Barbour	0	\$200,000.00	321211	Hardwood Veneer
E	<i>Confidential</i>		Morgan	0	\$22,875.00		Wood-related
E	I-Core Composites LLC	Cullman	Cullman	0	\$725,000.00	321912	Balsa Wood Core Material
E	Loparex, Inc	Cullman	Cullman	9	\$0.00	322222	Coated Paper/Paper Converting
E	MidSouth Packaging LLC	Cullman	Cullman	62	\$0.00	322211	Corrugated Packaging
E	Nature's Earth Pellets LLC	Reform	Pickens	15	\$0.00	325998	Pine-based Cat Litter, Horse Bedding
E	P J Lumber Company	Prichard	Mobile	10	\$350,000.00	321113	Lumber Processing
E	Paragon Panels of Alabama	Clayton	Barbour	10	\$22,500,000.00	321219	Medium Density Fiberboard
E	Paris Packaging Inc	Andalusia	Covington	11	\$2,500,000.00	322231	Folding Cartons
E	Patrick Industries Inc	Decatur	Morgan	10	\$0.00	321992	Ceiling Panels
E	RusCorr LLC	Cullman	Cullman	2	\$150,000.00	322211	Corrugated Board
E	Rusken Packaging Inc	Cullman	Cullman	29	\$3,000,000.00	322211	Corrugated Boxes
E	SCA Tissue - Barton Operations	Cherokee	Colbert	30	\$150,719,000.00	322121	Sanitary Tissue Paper Products
E	Southeastern Tag & Label Inc	Birmingham	Jefferson	4	\$300,000.00	322221	Adhesive Labels
E	Southern Cypress and Lumber	Frisco City	Monroe	10	\$1,300,000.00	321113	Cypress Lumber
E	Stake Supply LLC	Montgomery	Montgomery	2	\$0.00	321911	Wooden Sign Stakes
E	W W Lumber Inc	Scottsboro	Jackson	2	\$450,000.00	321113	Saw Mill
E	<i>Confidential</i>		Morgan	1	\$80,000.00		Wood-related

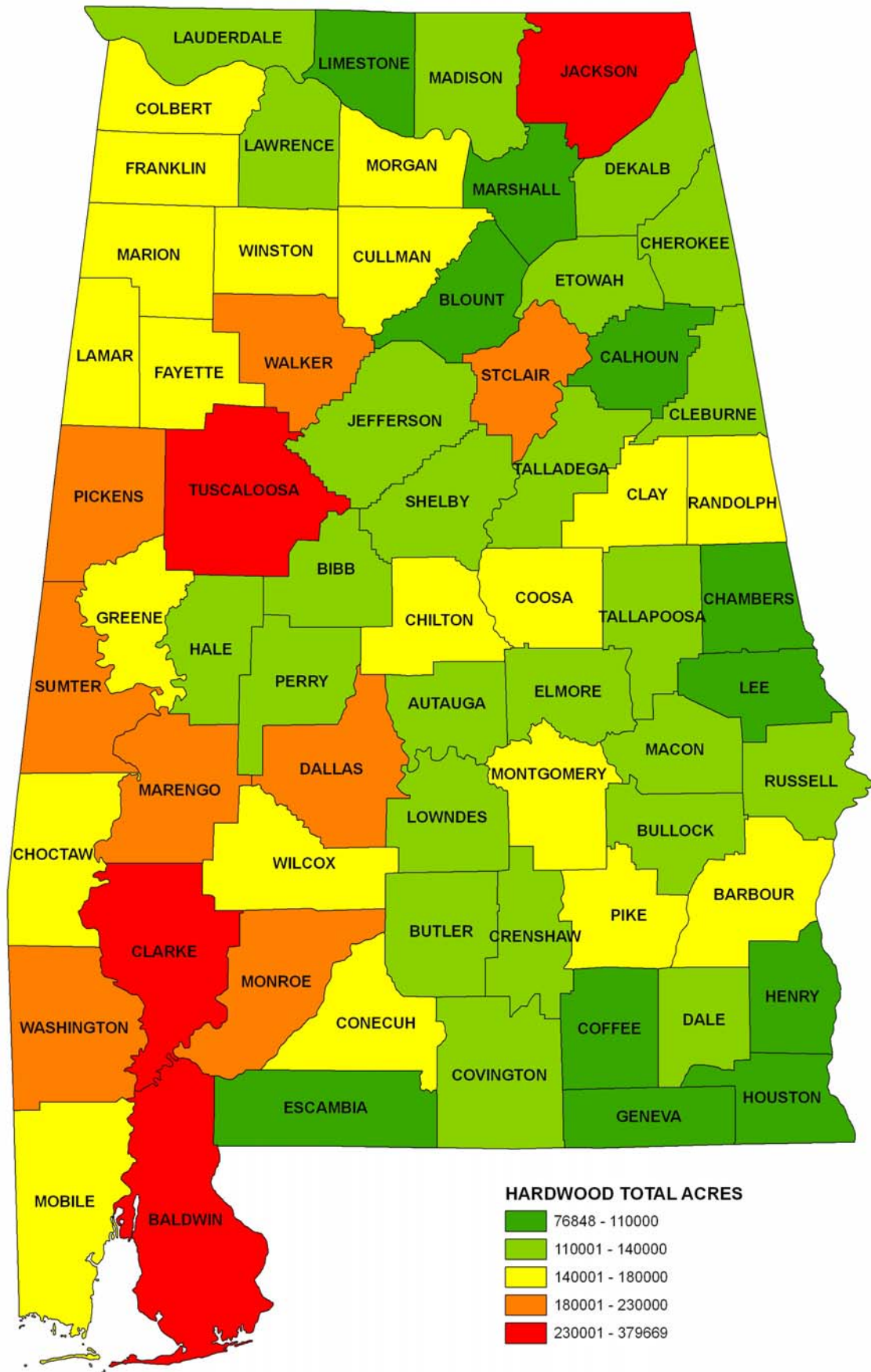
2006 Commercial Forestland Acres and Ownership

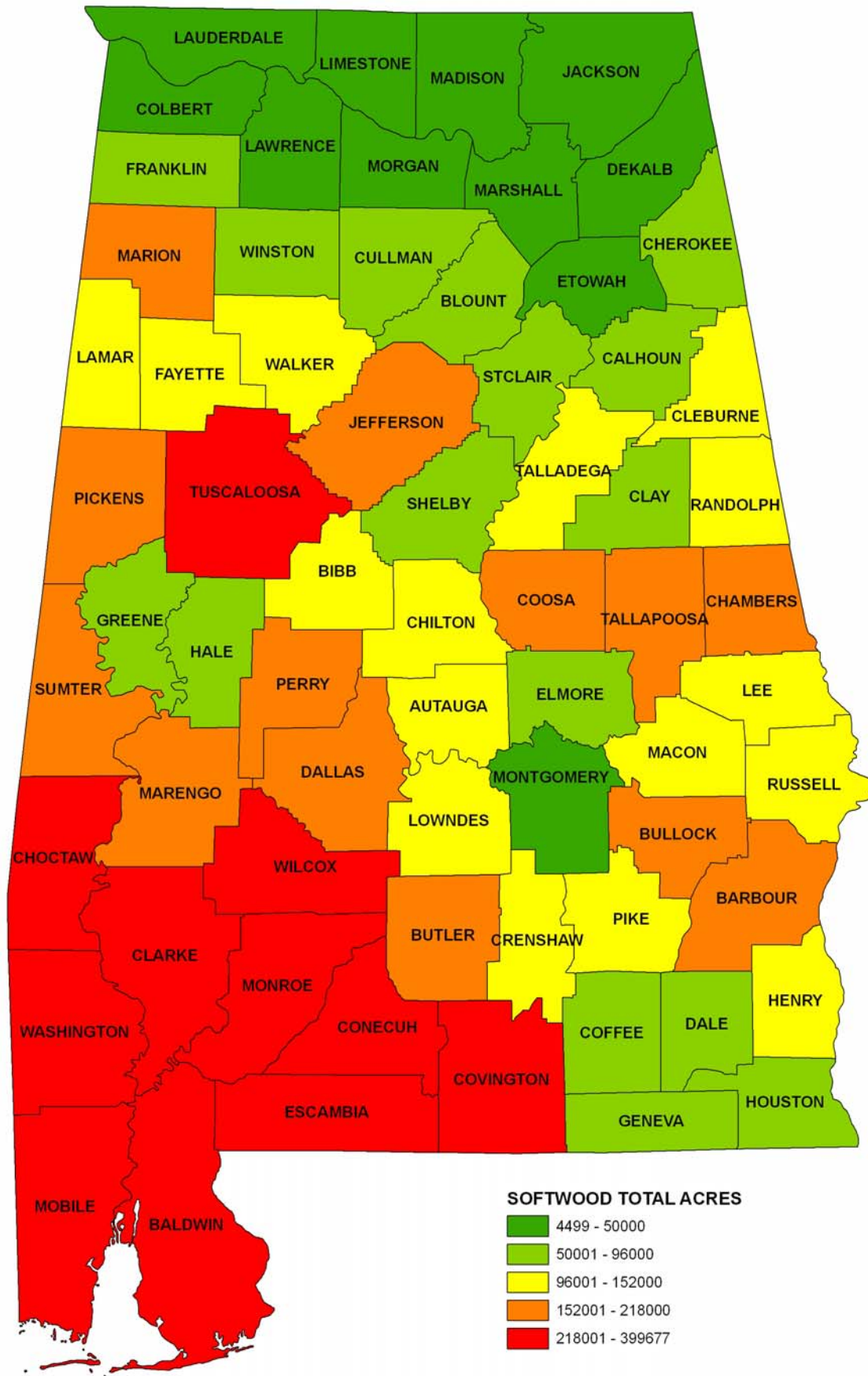
- Alabama forestland covers 22.6 million acres, the second largest commercial forestland in the nation. Approximately 94% of these forests are privately owned (6% are owned by the public, primarily the National Forests). Forest industry owns 15% of the forestland, but is quickly divesting of most of this property.
- Alabama forests are comprised of 44% hardwood stands, 41% pine stands, and 15% mixed pine/hardwood stands. 44% of forest stands consist of primarily sawtimber-sized timber while and additional 27% of forest stands are comprised of mostly pulpwood-sized timber.

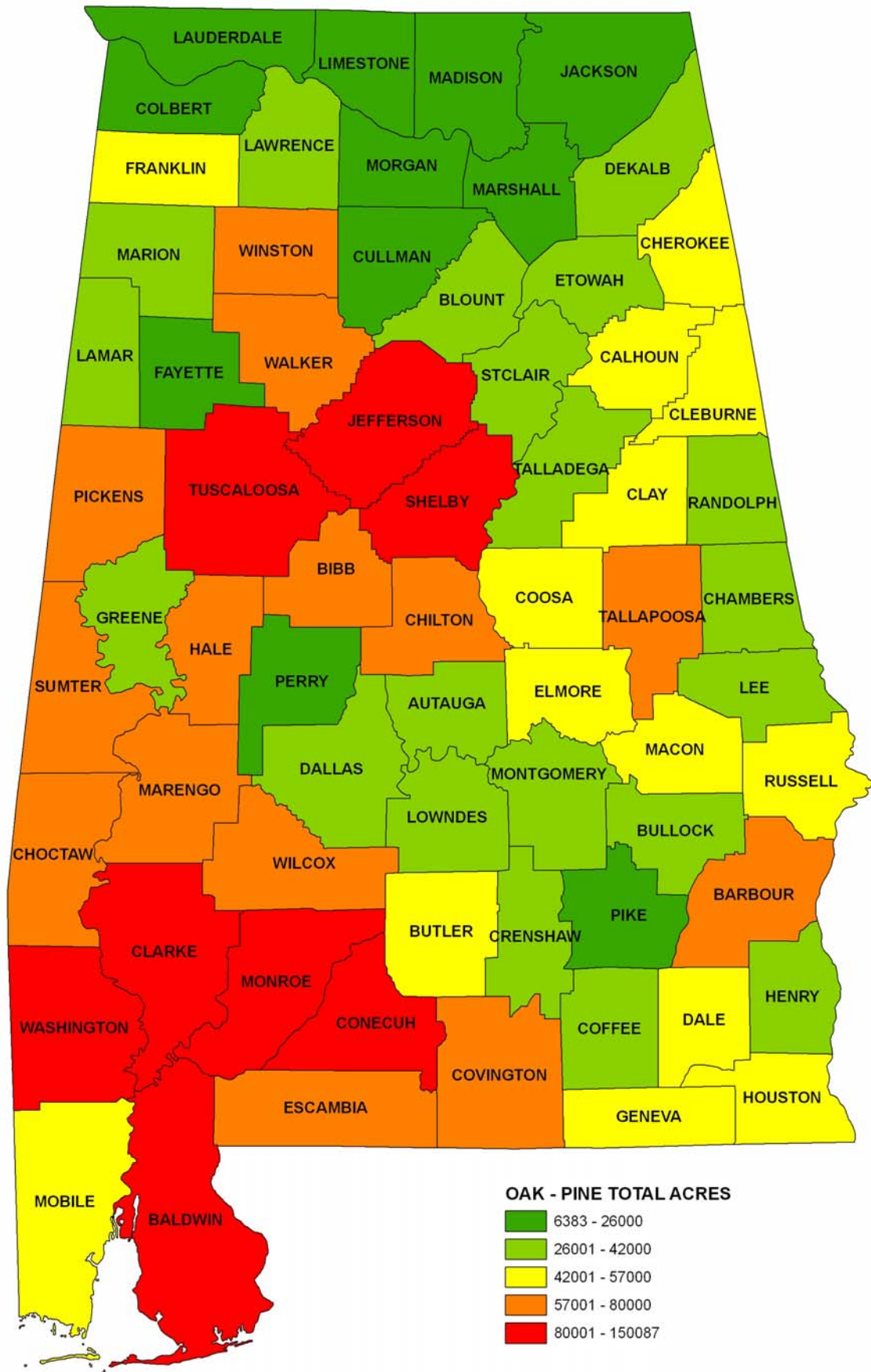
FORESTLAND ACRES BY FOREST TYPE

County	Total	Softwoods	Oak-Pine	Hardwoods
Acres				
Autauga	288,743	149,408	26,133	113,202
Baldwin	737,397	399,677	98,821	238,899
Barbour	423,650	198,985	60,546	164,119
Bibb	339,876	146,502	57,767	135,607
Blount	206,478	72,695	39,867	93,916
Bullock	307,246	152,777	37,685	116,784
Butler	393,871	209,745	44,884	139,242
Calhoun	189,904	59,137	47,793	82,974
Chambers	315,740	178,525	30,690	106,525
Cherokee	258,466	89,400	44,866	124,200
Chilton	331,476	106,613	64,364	160,499
Choctaw	521,938	284,243	59,892	177,803
Clarke	749,264	360,702	150,087	238,475
Clay	311,647	91,348	49,616	170,683
Cleburne	276,264	106,553	51,229	118,482
Coffee	233,758	94,583	29,374	109,801
Colbert	219,263	45,340	7,062	166,861
Conecuh	452,826	218,646	90,291	143,889
Coosa	373,450	185,871	42,711	144,868
Covington	488,580	300,786	75,199	112,595
Crenshaw	299,889	126,832	38,431	134,626
Cullman	223,425	50,774	20,806	151,845
Dale	235,824	70,137	46,853	118,834
Dallas	399,436	162,545	39,726	197,165
DeKalb	193,048	35,654	26,688	130,706
Elmore	238,072	76,047	49,866	112,159

Escambia	480,067	317,970	69,921	92,176
Etowah	184,148	33,355	33,863	116,930
Fayette	315,655	147,242	23,674	144,739
Franklin	281,733	75,831	52,380	153,522
Geneva	204,482	72,522	44,971	86,989
Greene	290,534	77,366	40,993	172,175
Hale	275,231	95,118	60,085	120,028
Henry	233,687	96,136	36,834	100,717
Houston	181,482	51,624	53,010	76,848
Jackson	429,880	27,811	22,400	379,669
Jefferson	409,683	162,561	116,382	130,740
Lamar	309,362	106,953	40,962	161,447
Lauderdale	175,492	32,078	6,383	137,031
Lawrence	213,069	43,704	32,798	136,567
Lee	263,409	124,981	37,155	101,273
Limestone	97,377	4,499	11,033	81,845
Lowndes	303,639	134,679	35,091	133,869
Macon	306,219	125,888	56,182	124,149
Madison	165,961	20,004	16,551	129,406
Marengo	453,462	196,693	73,942	182,827
Marion	362,260	186,431	35,741	140,088
Marshall	137,865	15,583	22,516	99,766
Mobile	497,990	279,437	54,569	163,984
Monroe	584,823	300,469	88,535	195,819
Montgomery	232,330	39,998	40,136	152,196
Morgan	194,912	25,201	21,043	148,668
Perry	364,158	216,161	23,634	124,363
Pickens	455,458	190,827	57,869	206,762
Pike	298,380	133,790	23,714	140,876
Randolph	288,110	106,060	41,240	140,810
Russell	293,109	124,685	48,511	119,913
St. Clair	323,405	76,680	38,561	208,164
Shelby	304,490	90,583	81,295	132,612
Sumter	434,903	186,261	67,207	181,435
Talladega	284,204	112,240	39,504	132,460
Tallapoosa	397,492	192,215	65,919	139,358
Tuscaloosa	688,916	285,650	100,114	303,152
Walker	394,118	135,117	63,262	195,739
Washington	616,170	309,074	87,872	219,224
Wilcox	507,559	297,651	63,416	146,492
Winston	321,313	88,288	64,548	168,477
Total	22,566,068	9,312,941	3,325,063	9,928,064



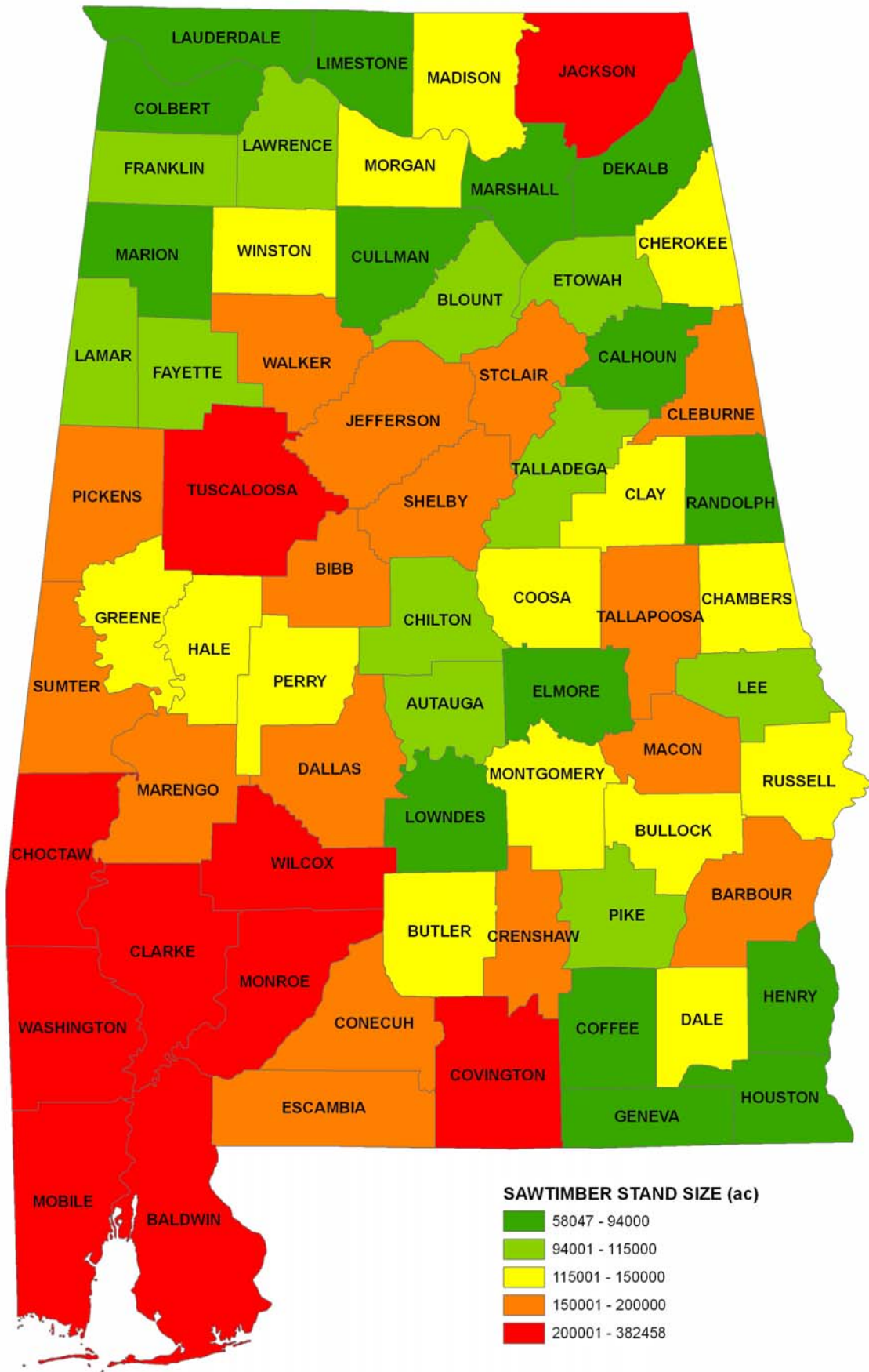


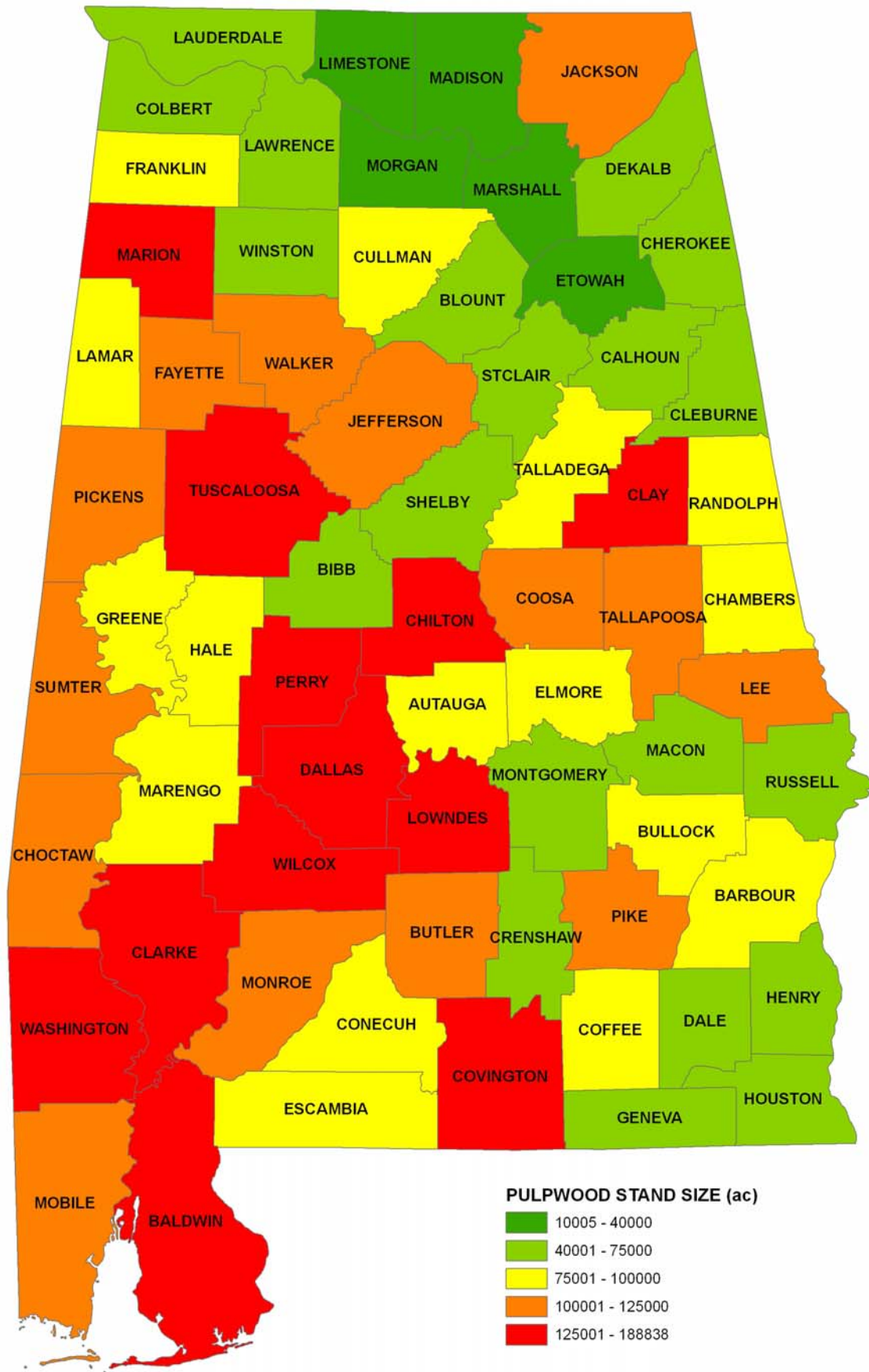


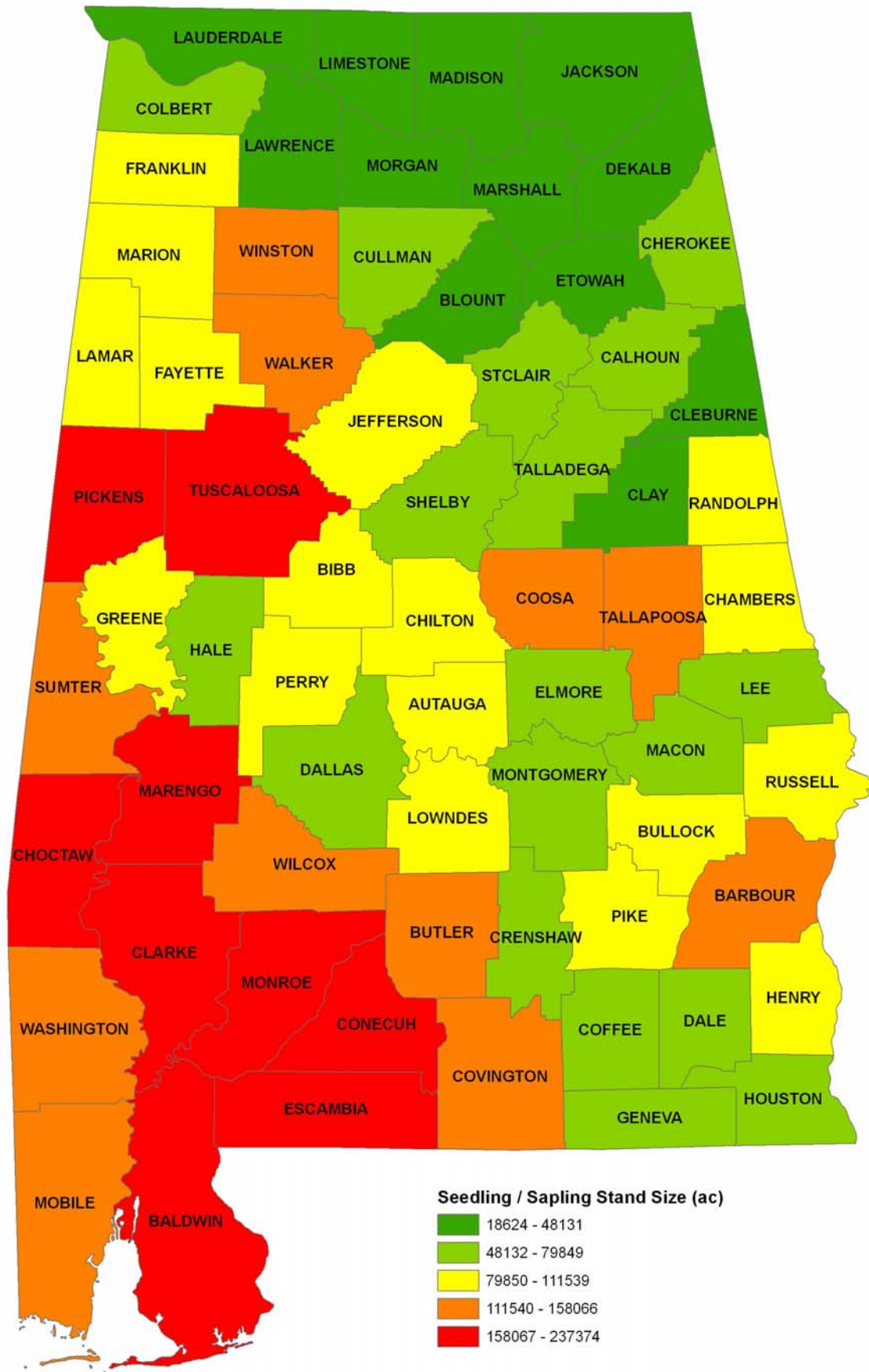
FORESTLAND ACRES BY STAND SIZE

County	Total	Sawtimber	Pulpwood	Seedling/Sapling
Acres				
Autauga	288,743	107,058	97,999	83,686
Baldwin	737,397	311,185	188,838	237,374
Barbour	423,650	180,103	96,752	146,795
Bibb	339,876	173,360	61,798	104,718
Blount	206,478	110,383	53,104	42,991
Bullock	307,246	121,920	83,653	101,673
Butler	393,871	132,060	117,567	144,244
Calhoun	189,904	90,777	43,284	55,843
Chambers	315,740	137,095	92,782	85,863
Cherokee	258,466	129,583	60,961	67,922
Chilton	331,476	111,585	127,705	92,186
Choctaw	521,938	234,540	114,465	172,933
Clarke	749,264	382,458	157,354	209,452
Clay	311,647	122,792	141,329	47,526
Cleburne	276,264	174,567	57,894	43,803
Coffee	233,758	66,467	95,906	71,385
Colbert	219,263	93,959	68,758	56,546
Conecuh	452,826	188,642	83,037	181,147
Coosa	373,450	141,772	111,262	120,416
Covington	488,580	200,926	153,946	133,708
Crenshaw	299,889	178,331	64,297	57,261
Cullman	223,425	81,650	77,995	63,780
Dale	235,824	119,874	56,806	59,144
Dallas	399,436	166,070	156,709	76,657
DeKalb	193,048	83,166	67,775	42,107
Elmore	238,072	79,548	95,558	62,966
Escambia	480,067	164,059	98,164	217,844
Etowah	184,148	106,234	29,783	48,131
Fayette	315,655	114,361	109,377	91,917
Franklin	281,733	105,575	79,994	96,164
Geneva	204,482	87,970	51,929	64,583
Greene	290,534	126,827	79,076	84,631
Hale	275,231	115,331	88,977	70,923
Henry	233,687	82,713	40,191	110,783
Houston	181,482	65,911	54,746	60,825
Jackson	429,880	279,894	112,612	37,374
Jefferson	409,683	198,139	100,788	110,756
Lamar	309,362	104,083	98,657	106,622

Lauderdale	175,492	90,488	47,158	37,846
Lawrence	213,069	110,403	57,927	44,739
Lee	263,409	97,078	103,603	62,728
Limestone	97,377	58,047	10,005	29,325
Lowndes	303,639	82,319	126,553	94,767
Macon	306,219	174,807	73,036	58,376
Madison	165,961	123,621	23,716	18,624
Marengo	453,462	189,247	93,356	170,859
Marion	362,260	87,566	163,155	111,539
Marshall	137,865	88,829	17,293	31,743
Mobile	497,990	234,685	105,239	158,066
Monroe	584,823	252,406	113,463	218,954
Montgomery	232,330	125,312	47,767	59,251
Morgan	194,912	125,195	29,242	40,475
Perry	364,158	127,637	128,524	107,997
Pickens	455,458	169,515	105,831	180,112
Pike	298,380	100,634	101,207	96,539
Randolph	288,110	90,947	97,894	99,269
Russell	293,109	125,874	68,465	98,770
St. Clair	323,405	183,032	62,170	78,203
Shelby	304,490	161,714	66,888	75,888
Sumter	434,903	185,011	119,802	130,090
Talladega	284,204	112,599	91,756	79,849
Tallapoosa	397,492	155,665	113,949	127,878
Tuscaloosa	688,916	307,646	170,627	210,643
Walker	394,118	150,762	107,436	135,920
Washington	616,170	276,601	183,272	156,297
Wilcox	507,559	237,837	140,555	129,167
Winston	321,313	144,127	58,765	118,421
Total	22,566,068	9,840,572	6,100,482	6,625,014







2006 Forest Timber Inventory Statistics

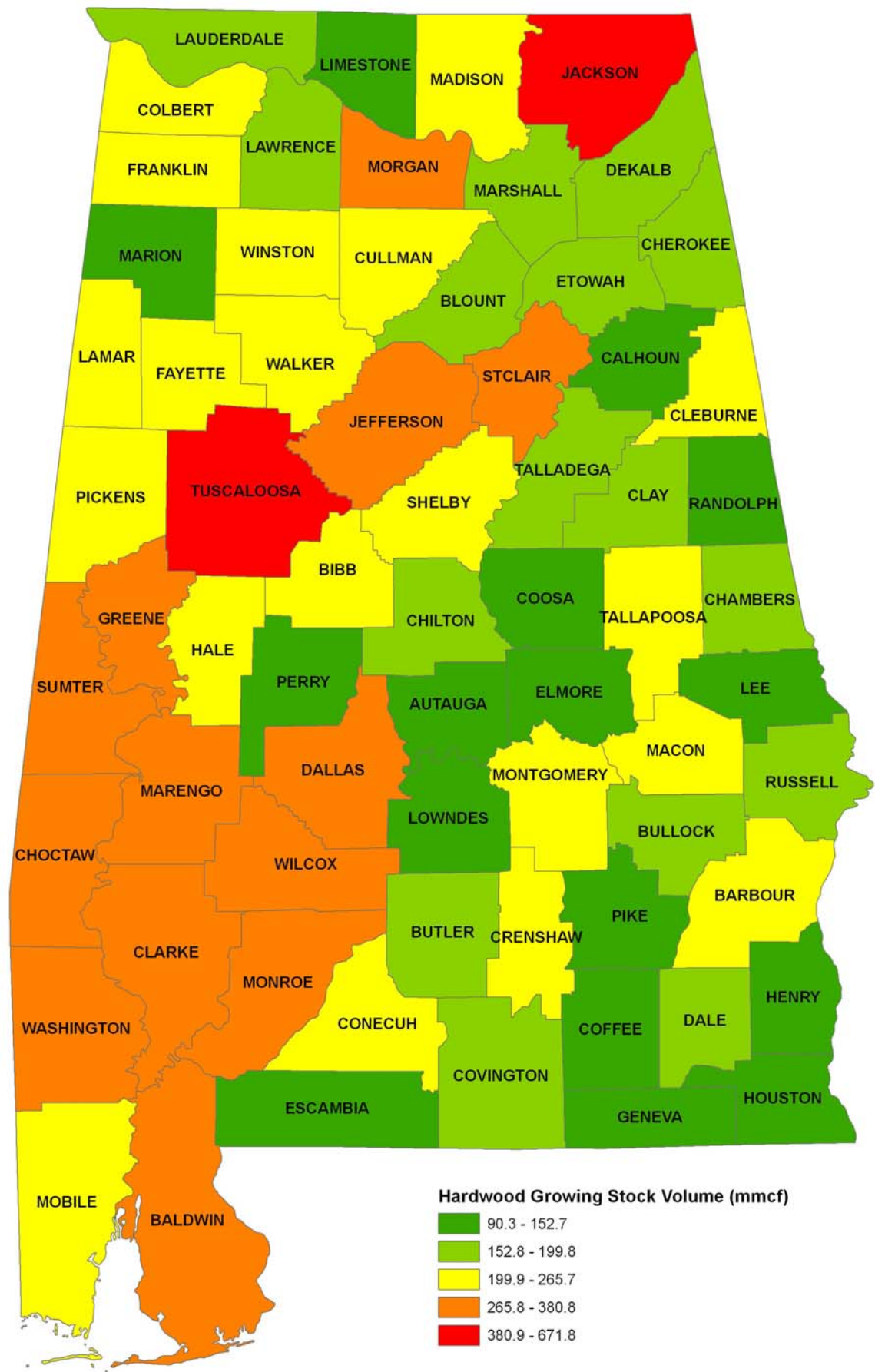
- According to 2006 FIA data, there is 13.6 billion cubic feet of softwood growing stock and 14.8 billion cubic feet of hardwood growing stock in Alabama. For the time period of 2001 to 2006, softwood net growth was 1 billion cubic feet annually and net growth for hardwoods was 532 million cubic feet annually. Softwood volume removed as a result of harvesting during this same period amounted to 822.5 million cubic feet (6.0% of the total softwood inventory) and hardwood volume removed was 375 million cubic feet (2.5% of the total hardwood inventory). During this time period, there was a net increase in forest volume inventory.
- There is an estimated 13.9 million tons of available biomass material annually, from unused logging residues, pre-merchantable timber, and cull (low-grade) timber.
- Approximately 4.6 million acres (20%) of the commercial forest are under an identified certification program or are managed by government entities that require sound forest management.

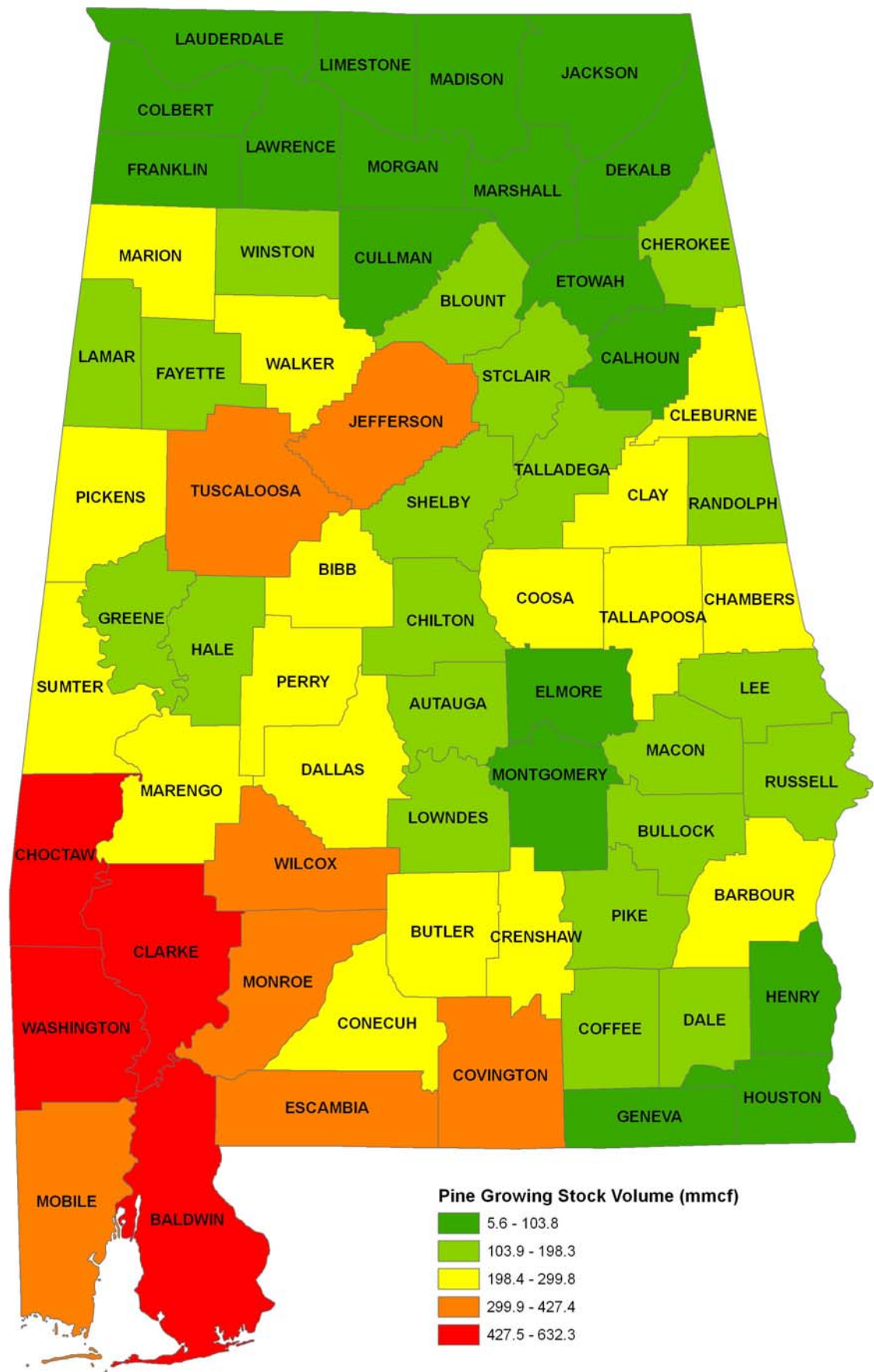
GROWING STOCK VOLUME BY MAJOR SPECIES GROUP

County Name	Total	Softwoods	Hardwoods
<i>Cubic Feet</i>			
Autauga	271,974,303	135,152,153	136,822,150
Baldwin	891,797,921	526,211,638	365,586,283
Barbour	469,473,310	255,680,910	213,792,400
Bibb	486,658,556	259,190,509	227,468,047
Blount	288,735,935	113,931,083	174,804,852
Bullock	345,388,226	168,382,332	177,005,894
Butler	404,002,623	244,052,866	159,949,757
Calhoun	240,819,977	95,617,716	145,202,262
Chambers	422,911,122	252,884,975	170,026,147
Cherokee	322,129,235	136,408,775	185,720,460
Chilton	318,911,892	122,066,244	196,845,648
Choctaw	880,231,980	556,425,710	323,806,270
Clarke	1,013,115,230	632,293,038	380,822,193
Clay	414,777,837	214,940,823	199,837,014
Cleburne	470,412,964	262,719,181	207,693,783
Coffee	231,058,564	140,719,092	90,339,472
Colbert	266,486,899	48,418,058	218,068,841
Conecuh	536,392,171	299,754,013	236,638,158
Coosa	383,509,383	248,674,133	134,835,250
Covington	531,270,384	371,153,398	160,116,986
Crenshaw	460,398,973	257,854,236	202,544,737
Cullman	288,993,932	75,985,350	213,008,582
Dale	311,790,310	133,984,798	177,805,512

Dallas	538,079,002	234,269,506	303,809,496
DeKalb	238,479,011	70,727,565	167,751,446
Elmore	239,699,999	102,614,687	137,085,313
Escambia	472,460,410	341,062,983	131,397,427
Etowah	257,999,661	68,507,925	189,491,736
Fayette	396,496,408	189,242,151	207,254,257
Franklin	303,785,994	85,553,734	218,232,259
Geneva	213,502,127	96,059,724	117,442,403
Greene	417,968,936	141,868,490	276,100,445
Hale	389,215,326	161,253,256	227,962,071
Henry	223,581,096	103,748,615	119,832,481
Houston	204,324,392	68,016,887	136,307,505
Jackson	732,450,356	60,638,206	671,812,150
Jefferson	602,071,104	314,192,295	287,878,808
Lamar	375,309,046	150,477,784	224,831,262
Lauderdale	206,134,263	38,820,581	167,313,681
Lawrence	287,246,358	95,569,083	191,677,275
Lee	331,647,863	180,587,537	151,060,326
Limestone	153,644,961	5,612,299	148,032,662
Lowndes	292,818,579	151,107,219	141,711,360
Macon	395,640,490	181,778,951	213,861,539
Madison	320,671,459	54,927,649	265,743,811
Marengo	588,628,082	262,150,347	326,477,735
Marion	357,722,318	222,846,820	134,875,498
Marshall	228,554,121	55,134,305	173,419,817
Mobile	566,029,788	362,270,424	203,759,364
Monroe	749,534,937	427,346,599	322,188,338
Montgomery	337,348,853	78,512,612	258,836,240
Morgan	352,178,753	78,188,827	273,989,925
Perry	383,252,045	230,581,846	152,670,199
Pickens	538,231,960	284,082,243	254,149,717
Pike	313,314,245	170,952,316	142,361,929
Randolph	321,661,027	185,111,189	136,549,838
Russell	300,541,522	131,098,125	169,443,397
St. Clair	438,016,059	136,485,898	301,530,161
Shelby	427,660,528	182,967,648	244,692,880
Sumter	604,825,548	273,210,814	331,614,734
Talladega	356,990,704	198,254,523	158,736,181
Tallapoosa	473,106,955	250,609,499	222,497,456
Tuscaloosa	885,929,237	374,545,236	511,384,001
Walker	460,233,317	212,285,694	247,947,622
Washington	833,079,347	527,324,470	305,754,877

Wilcox	686,647,729	380,610,761	306,036,968
Winston	402,893,961	167,460,020	235,433,941
Total	28,450,849,601	13,641,168,373	14,809,681,228





ANNUAL NET GROWTH OF GROWING STOCK

(2001 – 2006)

County Name	Total	Softwoods	Hardwoods
Cubic Feet			
Autauga	18,250,949	14,619,128	3,631,821
Baldwin	46,515,299	34,534,150	11,981,149
Barbour	31,173,769	23,604,031	7,569,738
Bibb	30,317,116	21,105,858	9,211,258
Blount	16,177,773	9,999,474	6,178,299
Bullock	23,607,269	16,173,442	7,433,826
Butler	37,485,303	29,990,326	7,494,977
Calhoun	12,387,051	7,454,923	4,932,128
Chambers	32,486,968	24,602,595	7,884,373
Cherokee	14,893,000	10,988,101	3,904,899
Chilton	16,039,678	8,327,017	7,712,661
Choctaw	56,625,127	44,161,284	12,463,842
Clarke	50,369,973	38,334,949	12,035,024
Clay	21,545,316	11,871,611	9,673,705
Cleburne	22,422,044	15,638,342	6,783,702
Coffee	15,960,908	10,345,148	5,615,760
Colbert	12,647,226	2,522,704	10,124,522
Conecuh	29,390,682	21,336,883	8,053,799
Coosa	33,791,031	25,331,744	8,459,287
Covington	33,691,004	26,760,453	6,930,551
Crenshaw	25,729,015	20,925,801	4,803,214
Cullman	16,597,926	8,002,805	8,595,121
Dale	12,243,496	6,380,034	5,863,462
Dallas	29,257,462	20,886,806	8,370,656
DeKalb	9,463,227	3,340,103	6,123,124
Elmore	14,820,269	10,695,935	4,124,334
Escambia	25,434,969	21,248,040	4,186,929
Etowah	11,155,807	6,723,024	4,432,783
Fayette	21,834,457	13,306,087	8,528,370
Franklin	11,542,153	2,515,650	9,026,503
Geneva	14,621,639	7,872,243	6,749,396
Greene	23,259,907	15,758,953	7,500,954
Hale	19,796,902	11,537,476	8,259,426
Henry	13,805,418	7,170,255	6,635,164
Houston	12,936,792	7,864,562	5,072,230
Jackson	24,468,932	3,635,527	20,833,405

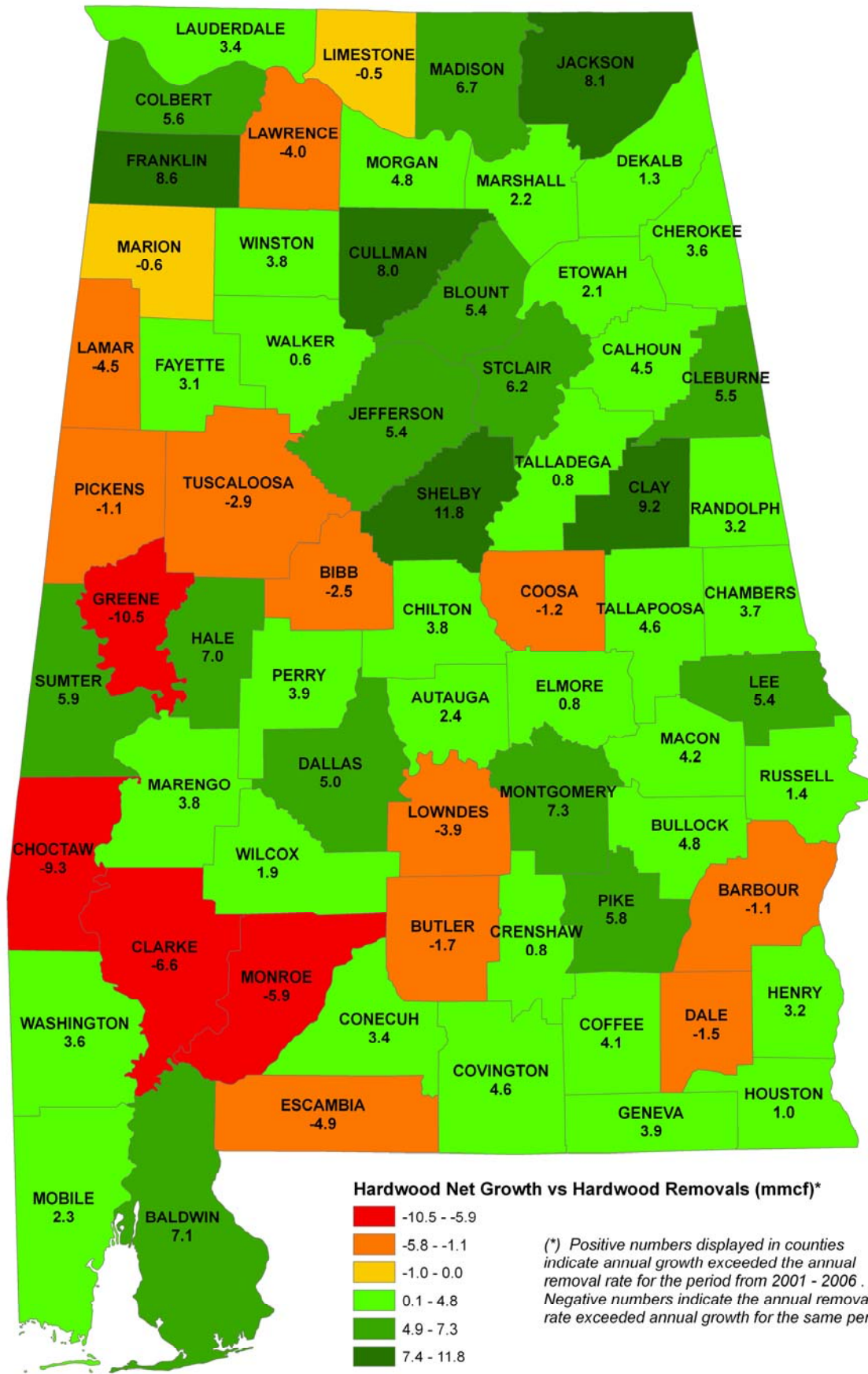
Jefferson	26,794,940	19,774,404	7,020,536
Lamar	20,737,370	14,341,761	6,395,609
Lauderdale	9,158,956	1,501,770	7,657,186
Lawrence	11,552,058	4,538,085	7,013,972
Lee	25,937,513	19,070,789	6,866,724
Limestone	2,852,128	308,988	2,543,141
Lowndes	28,413,444	23,974,222	4,439,222
Macon	18,726,491	10,503,447	8,223,044
Madison	7,383,524	-249,607	7,633,131
Marengo	30,686,457	16,558,829	14,127,628
Marion	27,402,057	23,697,836	3,704,221
Marshall	4,387,103	-978,151	5,365,253
Mobile	27,896,906	20,944,807	6,952,099
Monroe	46,908,514	34,039,113	12,869,400
Montgomery	16,859,135	8,429,490	8,429,645
Morgan	1,459,154	-4,554,039	6,013,193
Perry	33,471,121	25,635,052	7,836,069
Pickens	30,078,688	20,755,628	9,323,060
Pike	25,475,039	17,207,359	8,267,680
Randolph	24,026,307	16,507,468	7,518,839
Russell	22,944,137	17,288,873	5,655,264
St. Clair	11,399,462	2,152,182	9,247,280
Shelby	19,617,300	4,881,067	14,736,233
Sumter	35,417,829	23,451,398	11,966,431
Talladega	22,103,787	15,272,133	6,831,654
Tallapoosa	28,687,441	21,536,104	7,151,337
Tuscaloosa	38,003,685	24,701,120	13,302,565
Walker	29,233,860	25,401,970	3,831,890
Washington	48,294,494	33,751,301	14,543,193
Wilcox	43,078,734	31,990,454	11,088,280
Winston	-1,488,375	-9,717,365	8,228,989
Total	1,560,245,115	1,028,281,956	531,963,159

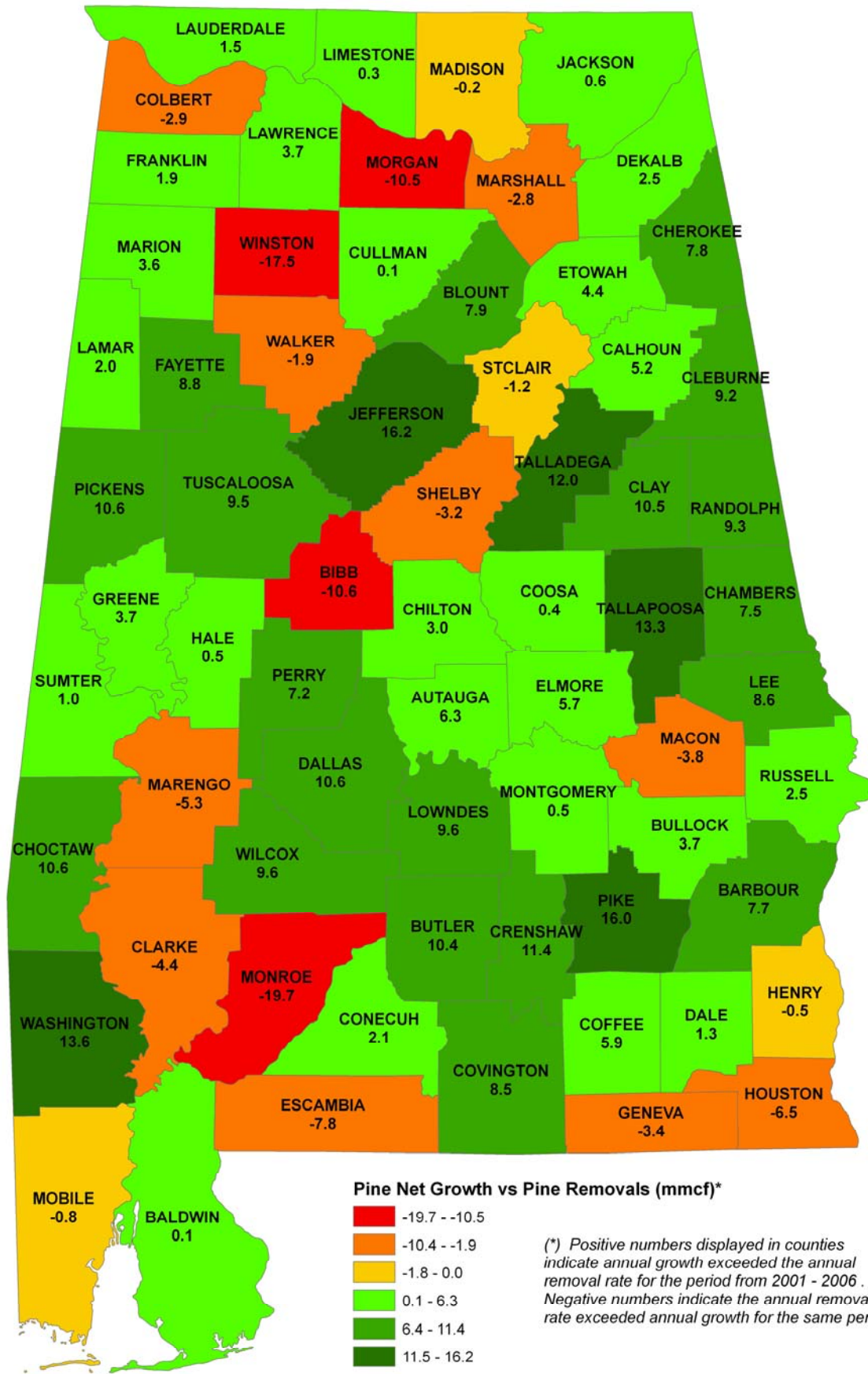
ANNUAL REMOVALS OF GROWING STOCK

(2001 – 2006)

County Name	Total	Softwoods	Hardwoods
<i>Cubic Feet</i>			
Autauga	9,607,249	8,365,121	1,242,128
Baldwin	39,259,464	34,390,141	4,869,323
Barbour	24,600,410	15,951,067	8,649,343
Bibb	43,439,717	31,680,105	11,759,612
Blount	2,830,962	2,052,912	778,050
Bullock	15,117,978	12,449,996	2,667,982
Butler	28,766,903	19,543,460	9,223,443
Calhoun	2,678,533	2,281,978	396,555
Chambers	21,277,329	17,099,843	4,177,486
Cherokee	3,447,939	3,177,052	270,888
Chilton	9,170,635	5,296,540	3,874,095
Choctaw	55,394,080	33,591,860	21,802,221
Clarke	61,388,891	42,760,906	18,627,985
Clay	1,823,132	1,373,371	449,761
Cleburne	7,702,634	6,439,588	1,263,046
Coffee	5,987,271	4,463,416	1,523,854
Colbert	9,990,477	5,445,594	4,544,883
Conecuh	23,836,371	19,215,553	4,620,817
Coosa	34,562,930	24,887,651	9,675,279
Covington	20,633,465	18,268,296	2,365,169
Crenshaw	13,553,505	9,573,090	3,980,415
Cullman	8,446,454	7,873,306	573,148
Dale	12,505,149	5,119,398	7,385,752
Dallas	13,610,598	10,253,612	3,356,986
DeKalb	5,701,807	833,569	4,868,238
Elmore	8,400,755	5,039,448	3,361,307
Escambia	38,104,525	29,034,230	9,070,295
Etowah	4,679,356	2,362,351	2,317,005
Fayette	9,887,830	4,490,307	5,397,523
Franklin	1,035,195	617,280	417,915
Geneva	14,130,678	11,296,056	2,834,622
Greene	30,092,842	12,093,597	17,999,244
Hale	12,270,975	11,028,916	1,242,060
Henry	11,113,735	7,694,646	3,419,088
Houston	18,394,755	14,331,853	4,062,901
Jackson	15,833,718	3,082,304	12,751,415

Jefferson	5,221,545	3,552,452	1,669,093
Lamar	23,161,910	12,304,003	10,857,907
Lauderdale	4,270,168	48,494	4,221,674
Lawrence	11,835,108	869,752	10,965,356
Lee	11,950,513	10,500,451	1,450,062
Limestone	3,088,372	0	3,088,372
Lowndes	22,722,142	14,370,927	8,351,215
Macon	18,355,495	14,339,442	4,016,053
Madison	923,916	0	923,916
Marengo	32,173,538	21,831,057	10,342,481
Marion	24,419,346	20,075,175	4,344,171
Marshall	4,947,031	1,777,181	3,169,850
Mobile	26,376,365	21,705,967	4,670,398
Monroe	72,489,063	53,751,822	18,737,241
Montgomery	9,093,630	7,922,293	1,171,337
Morgan	7,139,241	5,953,819	1,185,422
Perry	22,376,523	18,469,416	3,907,106
Pickens	20,535,020	10,116,664	10,418,356
Pike	3,673,101	1,159,694	2,513,407
Randolph	11,550,605	7,218,640	4,331,965
Russell	19,000,583	14,756,710	4,243,874
St. Clair	6,430,033	3,379,968	3,050,065
Shelby	10,964,610	8,044,031	2,920,579
Sumter	28,596,717	22,487,830	6,108,887
Talladega	9,319,761	3,239,957	6,079,804
Tallapoosa	10,764,969	8,238,105	2,526,864
Tuscaloosa	31,387,537	15,229,180	16,158,357
Walker	30,632,410	27,351,701	3,280,709
Washington	31,153,750	20,173,051	10,980,699
Wilcox	31,535,103	22,356,893	9,178,209
Winston	12,248,905	7,825,961	4,422,944
Total	1,197,615,259	822,509,050	375,106,208





FORESTRY CASH RECEIPT REPORT METHODOLOGY

The following calculations were used in converting volume units reported from severance tax forms to the volumes shown in this report. This methodology is based on Forestry Cash Receipt Report, 1986, Dr. Bill McKee, Alabama Cooperative Extension Service.

I. Pine Sawtimber

- A. Pine Lumber Production (MBF Board Measure) * .88 = Lumber Production, MBF Scribner Log Rule.
- B. Pine Logs (MBF Doyle Rule) * 1.157 = Volume Pine Logs, MBF Scribner Log Rule.
- C. (A)+(B) = Total Pine Sawlog Harvest * Price per MBF Scribner Log Rule = Value of Pine Sawtimber in Scribner Log Rule.
- D. Conversion to cubic feet: 5.5 cubic feet per MBF, Scribner

II. Hardwood Sawtimber

- A. ((Hardwood Lumber Production in MBF Board Measure + (((Switch Tie Pieces*60 BF per Piece) + ((Cross Ties+MineTies+Mine Props)*45 BF per Piece))/1000))* .70 = Lumber Production, MBF Doyle.
- B. (A) + Hardwood Logs, MBF Doyle Log Rule = Total Hardwood Sawlog Harvest in Doyle Rule * Price per MBF Doyle Rule = Hardwood Sawtimber Value.
- C. Conversion to cubic feet: 3.6 cubic feet per MBF, Doyle

III. Pine Pulpwood

- A. Harvest in Cords * Price per Cord = Pine Pulpwood Value.
- B. Conversion to cubic feet: 85 cubic feet per cord

IV. Hardwood Pulpwood

- Harvest in Cords * Price per Cord = Hardwood Pulpwood Value.
- Conversion to cubic feet: 80 cubic feet per cord

V. Poles and Piling

- A. Pole Production in MBF Doyle + Piling Production in MBF Doyle * Weighted price of Poles and Pilings per MBF Doyle = Value of Poles and Piling.
- B. Conversion to cubic feet: 3.6 cubic feet per MBF, Doyle

VI. Turpentine

- Turpentine in 400 Pound Barrels * Price per Barrel = Turpentine Value

REFERENCES

Alabama Department of Revenue and Finance Department

Alabama Development Office - Website Address: www.ado.state.al.us

Forest Inventory & Analysis (FIA) Mapmaker - Website address:
<http://srsfia2.fs.fed.us/data/index.shtml>

National Agricultural Statistics Service - Website address:
www.nass.usda.gov/Statistics_by_State/Alabama/Publications/Annual_Statistical_Bulletin/2007

Timber Mart-South - Website address: www.timbermart-south.com

U.S. Census Bureau, 2002 Economic Census of Manufacturers - Website address:
www.census.gov/econ/census02/guide/02EC_AL.HTM

ACKNOWLEDGEMENTS

This report was developed by Brian Hendricks. The maps contained within this report were created by Bill Christie.